

# Riverplus Fund

## MONTHLY INVESTMENT REPORT

January 31, 2018

Share Price: 114.89

NAV: CHF 22'473'522

Riverplus Fund is a long-short Delta, Gamma, and Vega fund incorporated in the Cayman Islands. The inception date was **October 1<sup>st</sup>, 2009**. The fund's objective is to generate a stable source of return by actively trading in listed Swiss stocks, options on Swiss and European stocks, and Index Futures. Investment advisor of Riverplus Fund is lambda Capital Group.

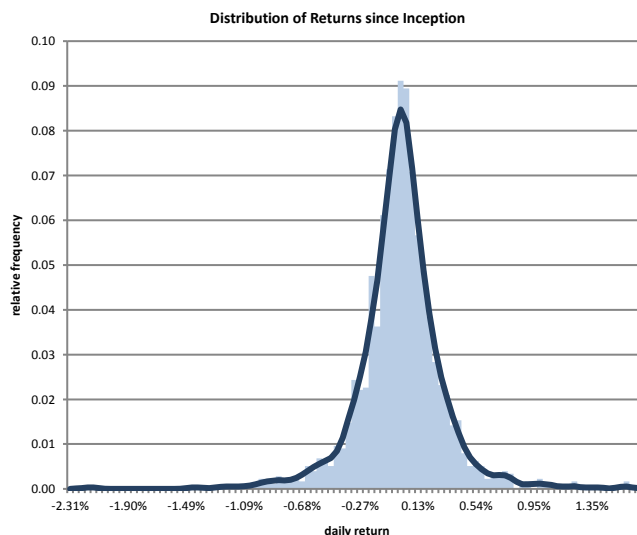
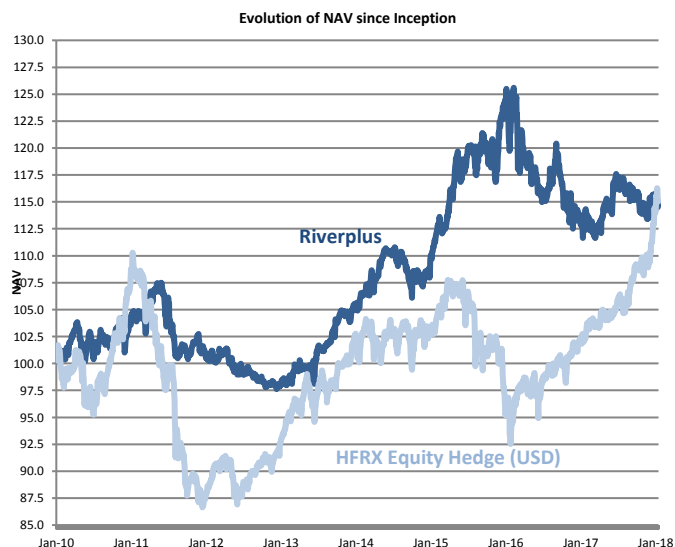
### Monthly Net Returns

Year	Jan	Feb	Mar	Apr	May	Jun	Jul	Aug	Sep	Oct	Nov	Dec	YTD
2009										0.02%	-0.31%	0.38%	0.09%
2010	0.67%	0.23%	2.02%	-0.72%	-0.98%	-0.26%	0.94%	-0.25%	0.29%	1.19%	-2.15%	2.56%	3.51%
2011	0.31%	0.69%	1.05%	0.97%	0.66%	-2.20%	-2.64%	-0.95%	-0.45%	1.09%	-0.83%	-0.40%	-2.73%
2012	0.43%	-0.65%	0.65%	-0.75%	-0.81%	-0.30%	0.13%	-0.52%	-0.12%	-0.84%	0.04%	-0.15%	-2.88%
2013	0.45%	0.22%	0.95%	0.30%	0.09%	0.33%	1.07%	0.47%	1.51%	1.45%	0.01%	0.19%	7.27%
2014	0.49%	1.16%	0.93%	0.39%	1.68%	0.25%	-0.12%	0.00%	-1.99%	-0.05%	-0.35%	0.87%	3.28%
2015	2.24%	1.94%	-0.19%	2.93%	2.54%	-0.92%	1.51%	-1.13%	2.38%	-1.64%	-1.99%	5.50%	13.67%
2016	0.39%	1.49%	-5.91%	0.43%	-1.26%	-1.08%	-0.66%	1.71%	0.80%	-2.64%	-0.12%	-0.72%	-7.55%
2017	-1.44%	0.84%	-0.77%	0.93%	0.82%	2.20%	-0.44%	-0.09%	-0.94%	-0.57%	-0.93%	1.82%	1.36%
2018	-0.53%												-0.53%

### Key Ratios

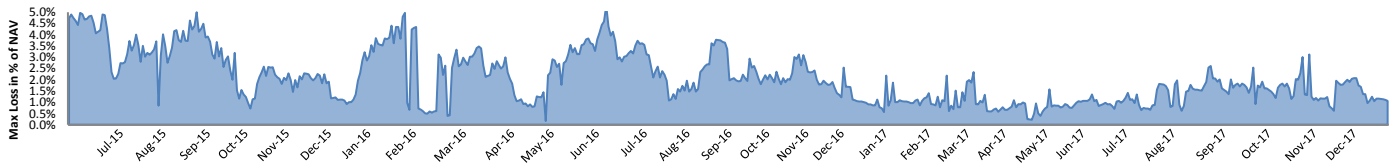
	Since Inception	Last 12 Months	January 2018
Return	14.89%	2.30%	-0.53%
Annualized Volatility	4.96%	4.82%	4.19%
Sharpe Ratio (bias corrected)	0.38	0.38	-1.52
Up vs Down Days	52%	49%	36%
Shortfall Probability	48%	51%	64%
Sortino Ratio	0.54	0.44	-1.88
Omega Ratio	1.07	1.06	0.76
Upside Potential Ratio	7.82	8.22	5.98
Top Performers (current month)			UBSG, ROG, UHR
Worst Performers (current month)			NESN, ESC1, SSMI

### Evolution of NAV and Distribution of Daily Returns



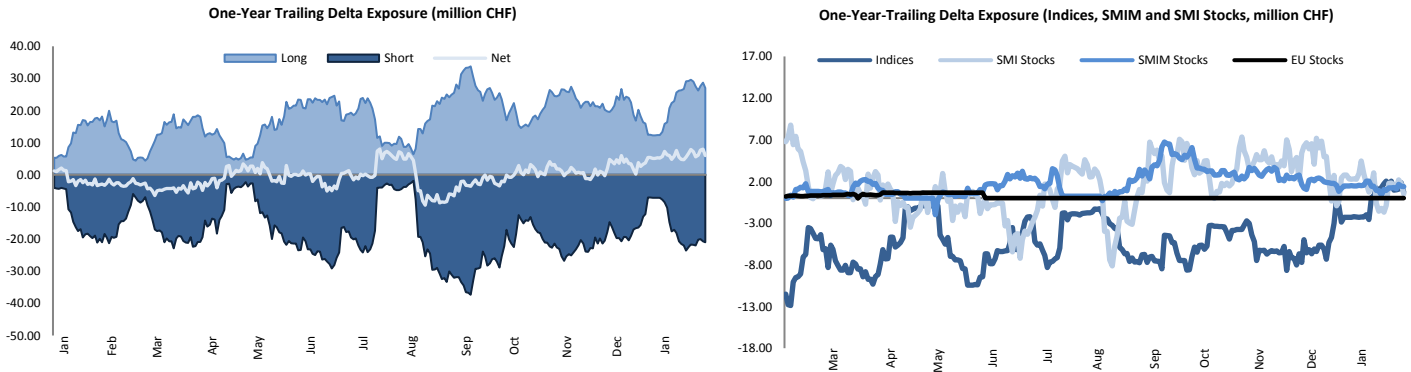
## Risk Exposure

Our risk allocation for the different strategies within Riverplus is based on the maximum loss principle. In contrast to the commonly used Value-at-Risk, Maximum Loss is a coherent risk measure. As an overall acceptable risk exposure on the fund level, we fix a monthly maximum loss of 5% at the 95% confidence bound.



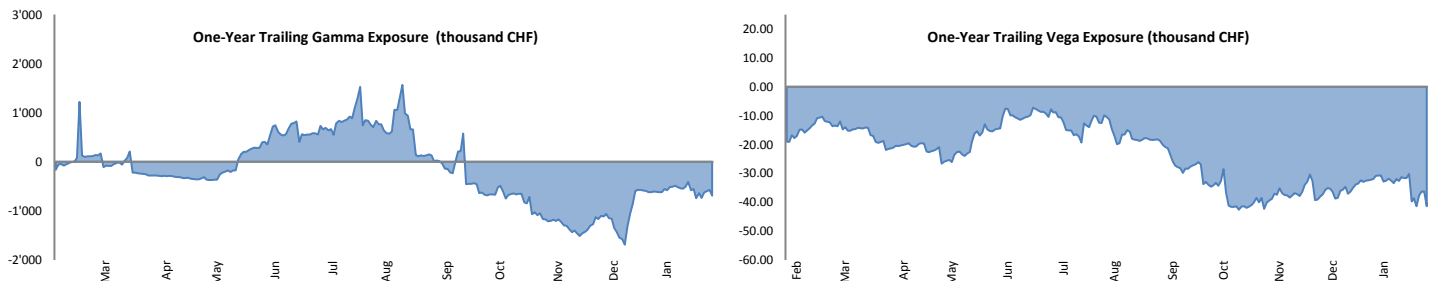
## Delta Exposure

The figures below show our Delta exposures. On the right, we plot our long and short Delta positions as well as the resulting net Delta position, expressed in millions of CHF. The left figure illustrates the Delta exposures for our index positions and for the positions in SMI and SMIM stocks.



## Gamma and Vega Exposure

A large part of the risk capital is allocated to active option-based strategies. Therefore, Gamma and Vega exposures play a prominent role in our risk management and need to be monitored carefully. The figures below plot the daily net Gamma and Vega exposures since inception.



## Additional Information

Strategy	Long-Short Delta	Gamma	Vega	Assets under Management	22.5 million
NAV per Unit			114.89	Redemption	monthly/30 days notice
Management Fee			2%	Performance Fee	20%
Fund Structure	single fund, open-end			Prime Broker/Custodian	Credit Suisse
Legal Advisor to the Fund	Maples and Calder			Administrator	Maples Fund Services Limited
Equalisation	yes			High-Water-Mark	123.25 as of January 31, 2018
Investment Advisor	lambda Capital Group			Investment Manager	Riverplus Management Company
Domicile	Cayman Islands			Auditor	KPMG
Valor	10263523			ISIN	KYG759421053
Day of Inception	October 1 <sup>st</sup> , 2009			Share Class	CHF

For further details or for more information, please contact us at [contact@lambdacapital.ch](mailto:contact@lambdacapital.ch) or visit [www.lambdacapital.ch](http://www.lambdacapital.ch)

**Disclaimer:** Past performance is not necessarily indicative to future performance. The information contained in this letter represents neither an offer to sell nor a solicitation of an offer to buy any securities. Securities in this fund will only be offered through a current offering memorandum and appropriate subscription documents. The material provided herein is for informational purposes only. Investments in Alternative Investment Strategies are suitable only for sophisticated and qualified investors who fully understand and are willing to assume the risks involved. Alternative Investments by their nature involve a substantial degree of risk and performance may be volatile.